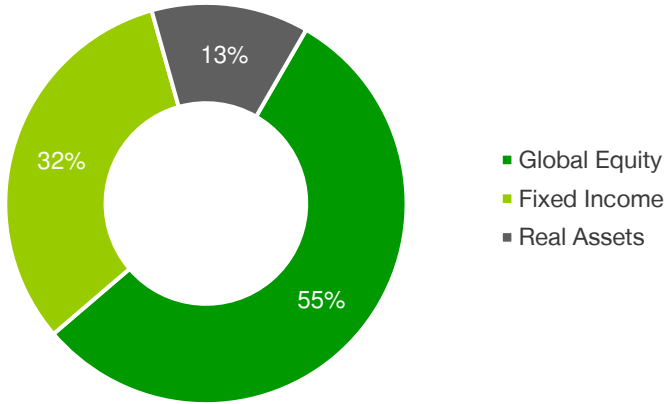


### SUMMARY AND COMPARATIVE PERFORMANCE STATISTICS

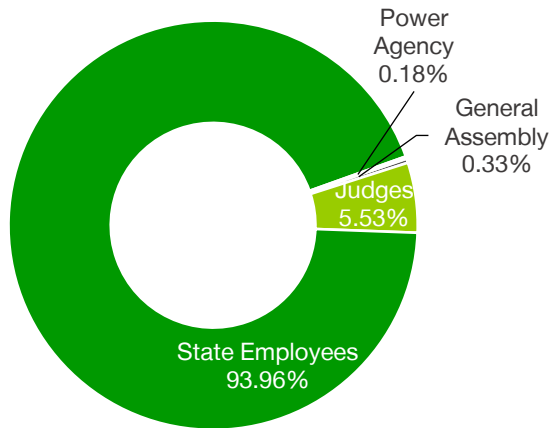
TRAILING RETURNS <sup>1</sup>	QTD	YTD	1 YR	3 YR	5 YR	10 YR	10 YR VOLATILITY
Total Fund Composite	1.9%	5.1%	9.3%	2.8%	7.4%	6.8%	7.9%
Policy Benchmark <sup>2</sup>	1.5%	4.8%	9.1%	3.1%	6.9%	6.5%	7.6%
Actual Allocation Benchmark <sup>3</sup>	1.5%	5.0%	9.2%	2.7%	6.7%	6.3%	8.0%
60% ACWI IMI/40% BBG U.S Agg	1.5%	5.8%	11.9%	1.7%	6.3%	5.6%	9.9%
InvMetrics Public DB Net Peer Ranking <sup>4</sup>	9	75	79	50	47	42	--

### ASSET ALLOCATION (AS OF 6/30/24)

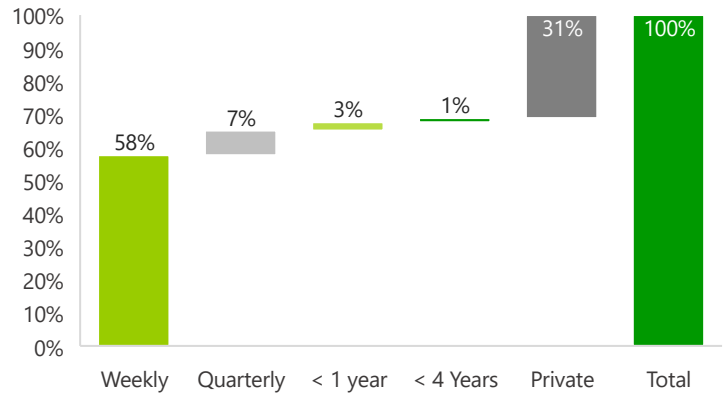


POLICY RANGE	MAIN COMPONENTS
GLOBAL EQUITY 43-63%	Publicly-traded includes U.S. equities; non-U.S. equities in developed markets; and emerging markets equities. Private equity includes venture and buyout.
FIXED INCOME 24%-44%	Rate sensitive assets: Cash, TIPS and Core Fixed Income; and Credit: Multi-Sector Credit and Private Credit.
REAL ASSETS 8%-18%	Infrastructure and Real Estate.

### ISBI COMPOSITION (AS OF 6/30/24)



### LIQUIDITY (AS OF 6/30/24)



<sup>1</sup> Performance for the Total Fund Composite, Policy Benchmark, Actual Allocation Benchmark, and hypothetical 60% MSCI ACWI IMI/40% Bloomberg U.S. Aggregate portfolio is as of 6/30/2024. Performance is net of fees. Private markets values can be reported on up to a one-quarter lag.

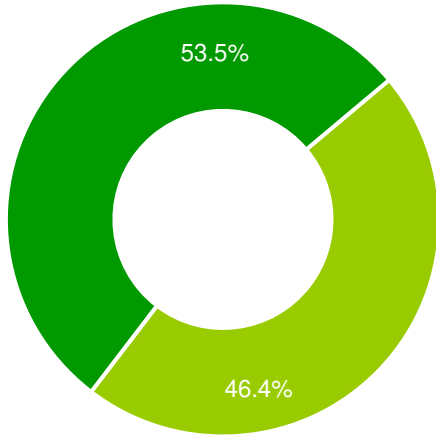
<sup>2</sup> Currently 22% Russell 3000 Index, 13% MSCI EAFE Index, 8% MSCI Emerging Markets Index, 10% Cambridge Associates PE & VC Index (1 Quarter Lagged), 5% Barclays Intermediate Treasuries, 9% Barclays Aggregate, 5% Barclays Long-Term Treasury Index, 3% Custom TIPS Index, 1% ICE BofA/ML USA HY Master II, 1% CSFB Leveraged Loan Index, 10% ½ ICE BofA/ML USA HY Master II & ½ Credit Suisse Leveraged Loans, 10% NCREIF ODCE + 60bps, 3% CPI + 3.5%.

<sup>3</sup> Dynamic benchmark, updated monthly with actual Pension Fund portfolio broad asset class allocation percentages.

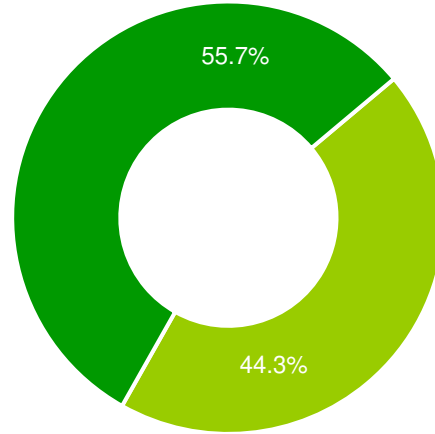
<sup>4</sup> The InvMetrics Public Defined Benefit peer group represents the returns of a universe of comparable defined benefit plans.

MWDBE ALLOCATION (AS OF 6/30/24)

ACTIVE/PASSIVE ALLOCATION<sup>5</sup> (AS OF 6/30/24)



■ MWDBE  
■ Non-MWDBE

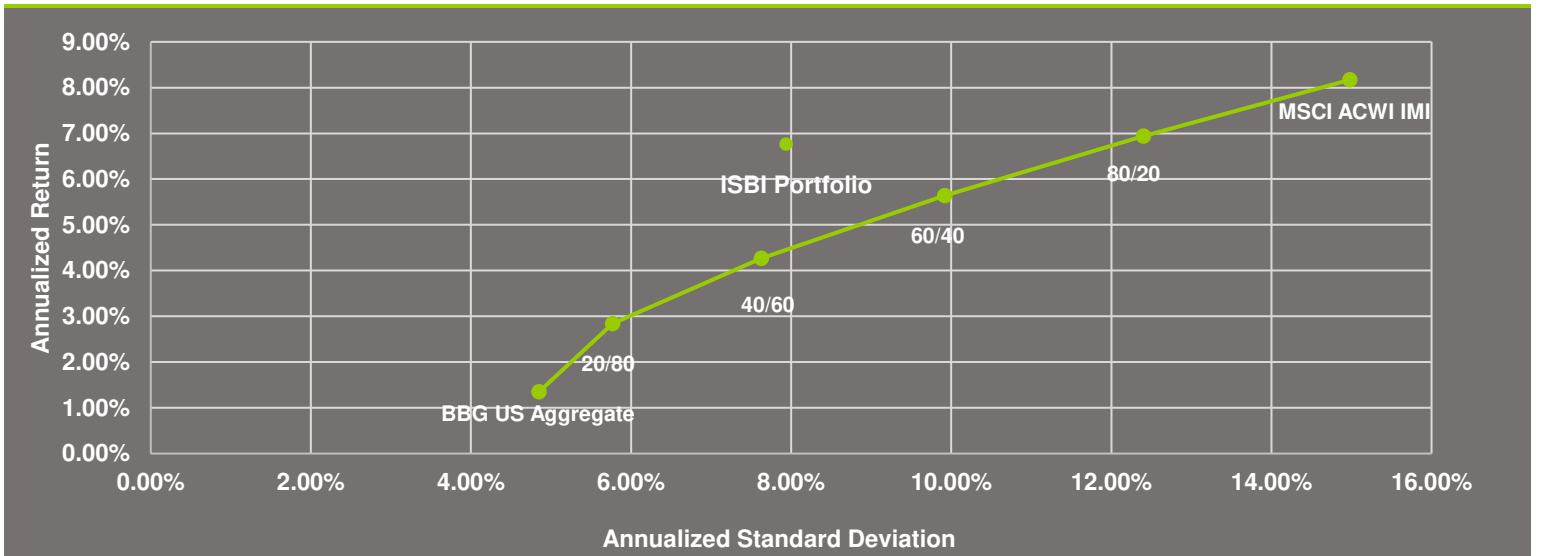


■ Active  
■ Passive

FISCAL YEAR NET PERFORMANCE

TRAILING RETURNS <sup>6</sup>	FY '24	FY2023	FY2022	FY2021	FY2020	FY2019	FY2018	FY2017	FY2016	FY2015	FY2014
Total Fund Composite	9.3%	6.2%	-6.4%	25.8%	4.6%	7.1%	7.6%	12.3%	-0.8%	4.7%	17.9%
Policy Benchmark <sup>7</sup>	9.1%	6.8%	-5.9%	21.9%	4.2%	7.1%	7.4%	11.7%	0.7%	4.0%	16.3%
Actual Allocation Benchmark <sup>8</sup>	9.2%	6.4%	-6.8%	23.3%	3.4%	6.7%	7.3%	12.0%	0.5%	3.9%	16.4%
60% ACWI IMI/40% BBG U.S Agg	11.9%	9.2%	-13.9%	23.1%	4.8%	6.3%	6.5%	10.9%	0.2%	1.3%	15.5%

10 YEAR RISK VS RETURN ANALYSIS (AS OF 6/30/24)



<sup>5</sup> Passive-equivalents are 8.1% of the Fund. Passive-equivalent strategies are generally low fee, broadly-diversified, core-oriented strategies (e.g. core fixed income and core real estate) that seek to outperform their respective benchmarks with low tracking error. Total Fund passive assets would be 63.7% with the addition of passive-equivalents.

<sup>6</sup> FY '24 performance for the Total Fund Composite, Policy Benchmark, Actual Allocation Benchmark, and hypothetical 60% MSCI ACWI IMI/40% Bloomberg U.S. Aggregate portfolio is as of 6/30/2024. Performance is net of fees. Private markets values can be reported on up to a one-quarter lag.

<sup>7</sup> Currently 22% Russell 3000 Index, 13% MSCI EAFE Index, 8% MSCI Emerging Markets Index, 10% Cambridge Associates PE & VC Index (1 Quarter Lagged), 5% Barclays Intermediate Treasuries, 9% Barclays Aggregate, 5% Barclays Long-Term Treasury Index, 3% Custom TIPS Index, 1% ICE BofA/ML USA HY Master II, 1% CSFB Leveraged Loan Index, 10% ½ ICE BofA/ML USA HY Master II & ½ Credit Suisse Leveraged Loans, 10% NCREIF ODCE + 60bps, 3% CPI + 3.5%.

<sup>8</sup> Dynamic benchmark, updated monthly with actual Pension Fund portfolio broad asset class allocation percentages.

\* Immaterial differences due to rounding may be present within certain charts of the Fact Sheet.